

Appendix C - Detailed Performance Report - Quarter 2 2013/14

Janice Spencer

RED DIAMOND



2016SC: % of referrals that are repeats, within 12 mths (QP7.1)

Owner : Jo Kavanagh

Polarity: Smaller is Better

Unit: %

CBP ✓ CYP ✓

	30/04/13	31/05/13	30/06/13	31/07/13	31/08/13	30/09/13	31/10/13	30/11/13	31/12/13	31/01/14	28/02/14	31/03/14
Actual			17.9			19.02						
Target			18			18			18			18
Symbol												

Last Comments:

Comment Author: Jo Kavanagh - Comment Subject: Head of Service Commentary

There has been an increase in the number of repeat referrals which represents a change in performance. As circumstances do change repeat referrals can be appropriate. As this is close to the required performance and as the performance has been consistently good or within tolerance for some time There is no need for immediate action.

Appendix C - Detailed Performance Report - Quarter 2 2013/14

2023SC: No. subject to a CPP per 10,000 population <18

Owner : Roz Cordy

Polarity: Smaller is Better

Unit: Number per 10,000

CBP CYPP

	30/04/13	31/05/13	30/06/13	31/07/13	31/08/13	30/09/13	31/10/13	30/11/13	31/12/13	31/01/14	28/02/14	31/03/14
Actual			26.2			22.3						
Target			20			20			20			20
Symbol												

Latest Comments:

Comment Author: Roz Cordy - Comment Subject: Head of Service Commentary

There has been a reduction in the number of children with a child protection plan compared to June 2013; however it is still above target. This is a difficult indicator to manage by target. The reasons for the increase can be several and combined; for example earlier recognition that children are suffering significant harm, cases being managed as Child Protection rather than Child in Need, increased number of large sibling groups and better recognition of harm by other agencies. However it should be noted that Lincolnshire's performance is still lower than both its statistical neighbours 34.7 (March 2012) and the all England rate 37.8 (March 2012). It is likely that this rate will continue to be higher than the target rate, with some fluctuations. Monitoring and auditing of Child protection cases occurs on a monthly basis with team managers meeting with the Case Conference Chairs to discuss individual cases and practise at Head of Service and Assistant Director level at monthly performance meetings to look at themes and trends.

Appendix C - Detailed Performance Report - Quarter 2 2013/14

CS144: The percentage of LAC with an up-to-date health check

Owner : Tara Jones

Polarity: Bigger is Better

Unit: %

CBP CYP

	30/04/13	31/05/13	30/06/13	31/07/13	31/08/13	30/09/13	31/10/13	30/11/13	31/12/13	31/01/14	28/02/14	31/03/14
Actual			89.4			89.8						
Target			96			96			96			96
Symbol												

Latest Comments:

Comment Author: Tara Jones - Comment Subject: Head of Service Commentary

Performance in this quarter is 6.2% below target of which 1.72% are the young people who exercise their right to refuse a health assessment. These young people are within the 16 to 17 year age range. There also continues to be some issues with the unavailability of identified GP's and whilst attempts have been made to rectify these with some health assessments being completed by the nurses, this is not possible for children under the age of 10 years or those with additional needs. Health have worked proactively to ensure capacity of GP's availability is improved, as required to conduct assessments. Health have referred the availability of GP's to the safeguarding steering group. The Looked After Children's Teams now have a very robust system in place to monitor this performance. Health report that in September, 93% of health assessments have been completed, which indicates a higher percentage of completed health assessments than is reported by social care, this is due to health receiving assessments directly from the GP's. We are confident that we will achieve this year-end target. There is no immediate evidence that missing our target has impacted directly on customers at this time.

Appendix C - Detailed Performance Report - Quarter 2 2013/14

CS145: the percentage of LAC with an up-to-date dental check

Owner : Tara Jones

Polarity: Bigger is Better

Unit: %

CBP CYPP

	30/04/13	31/05/13	30/06/13	31/07/13	31/08/13	30/09/13	31/10/13	30/11/13	31/12/13	31/01/14	28/02/14	31/03/14
Actual			92.8			88.1						
Target			96			96			96			96
Symbol												

Latest Comments:

Comment Author: Tara Jones - Comment Subject: Head of Service Commentary

Performance is below target. These figures are also impacted by the number of young people who exercise their right to refuse a dental appointment although every effort is made to encourage attendance. We have recently reviewed the process for monitoring this performance and now have a support system in place to ensure robust monitoring of this. The most recent figures indicate a slight improvement and we are confident that in utilising the new monitoring system, that we will achieve the year-end target. Whilst there is no direct evidence that missing our target has impacted directly on our customers, it has to be acknowledged that for those young people who refuse dental appointments there is likely to be a negative impact on their dental health.

CS146: The percentage of LAC with up-to-date routine immunisations

Owner : Tara Jones

Polarity: Bigger is Better

Unit:

CBP CYPP

	30/04/13	31/05/13	30/06/13	31/07/13	31/08/13	30/09/13	31/10/13	30/11/13	31/12/13	31/01/14	28/02/14	31/03/14
Actual			91.3			91.8						
Target			96			96			96			96
Symbol												

Latest Comments:

Comment Author: Tara Jones - Comment Subject: Head of Service Commentary

Performance as of September is 4.2% below target. Performance has improved since the last quarter. A substantial proportion of the young people looked after are within the age range where they do not require immunisations each year. A review of this area of performance evidences that we need to be more robust in reviewing ICS data to ensure that when there are no immunisations due the system is still updated to reflect that they are up to date. A system is now in place within supervision process to ensure that this is fully reviewed every month. There is no evidence to indicate that our young people have not had their immunisations and therefore missing our target has not impacted directly on our customers. This was due to data error.

Appendix C - Detailed Performance Report - Quarter 2 2013/14

NI061 Timeliness and stability of adoption of looked after children

Owner : Tara Jones

Polarity: Bigger is Better

Unit: %

CBP CYPP

	30/04/13	31/05/13	30/06/13	31/07/13	31/08/13	30/09/13	31/10/13	30/11/13	31/12/13	31/01/14	28/02/14	31/03/14
Actual			71.4			73.3						
Target			90			90			90			90
Symbol												

Latest Comments:

Comment Author: Tara Jones - Comment Subject: Head of Service Commentary

There has been a slight increase in performance this quarter. This is due to the large number of children being adopted which offset a small number of older children, or those with complex needs, who successfully achieve adoption but over longer timescales than is set out in the measure. Adoption remained the best option for these children and successful outcomes were achieved. There has also been delay in one case where parents appealed the placement order, creating unavoidable delay. Given the high number of links currently being made it is anticipated that performance at year end will increase but fall just below the target at 86%. This performance remains strong against regional and national comparators.

NI063 Stability of placements of looked after children: length of placement

Owner : John Harris

Polarity: Bigger is Better

Unit: %

CBP CYPP

	30/04/13	31/05/13	30/06/13	31/07/13	31/08/13	30/09/13	31/10/13	30/11/13	31/12/13	31/01/14	28/02/14	31/03/14
Actual			67.86			67.07						
Target			71			71			71			71
Symbol												

Latest Comments:

Comment Author: John Harris - Comment Subject: Head of Service Commentary

The performance has dipped slightly over the past quarter. However it must be noted that for 6 of the children in the denominator group, a positive outcome has been achieved via adoption or return to parents. This would significantly improve the performance to 69.5%. However we have identified this as an area for practice improvement and revised practice accordingly. This will ensure that information sharing meetings are held for all permanent placements and placement support meetings are held annually to determine supports required and identify factors that could impact adversely on the placement as soon as possible. All permanent links are to be made via the permanence panel to ensure a good level of objective scrutiny.

Appendix C - Detailed Performance Report - Quarter 2 2013/14

NI064 Child protection plans lasting 2 years or more

Owner : Roz Cordy

Polarity: Smaller is Better

Unit: %

CBP CYPP

	30/04/13	31/05/13	30/06/13	31/07/13	31/08/13	30/09/13	31/10/13	30/11/13	31/12/13	31/01/14	28/02/14	31/03/14
Actual			6.9			5.36						
Target			4			4			4			4
Symbol												

Latest Comments:

Comment Author: Roz Cordy - Comment Subject: Head of Service Commentary

This target is underperforming with a rate of 5.36 when the target is 4.0. This data does not give a true reflection until the year end, as it is based on the number of children who cease to be subject to a plan and this increases over the year. The target has improved from the last quarter as predicted. The number of children open over 2 years remains low. Currently the actual number is 12. These cases are regularly reviewed on a multi agency basis to ensure that the right intervention is being undertaken. There will always be a small number of children who will need to be on a child protection plan for a long period of time.

Page 8 of 8

NI065 Children becoming the subject of a Child Protection Plan for a second or subsequent time

Owner : Roz Cordy

Polarity: Smaller is Better

Unit: %

CBP CYPP

	30/04/13	31/05/13	30/06/13	31/07/13	31/08/13	30/09/13	31/10/13	30/11/13	31/12/13	31/01/14	28/02/14	31/03/14
Actual			10.9			15.08						
Target			14			14			14			14
Symbol												

Latest Comments:

Comment Author: Roz Cordy - Comment Subject: Head of Service Commentary

This target has moved from over performing last quarter to underperforming. This is due to an increase in the number of children who are subject to a Child protection Plan for a second or subsequent time. The actual figure is 46 children out of 305, comparatively last year at this time there were 27 children out of 185. The main reasons for this are due to an increase in the children on a child protection plan in general. A child being on a plan for a second or subsequent time does not mean that the initial plan was not effective, there could have been a number of years since the last plan and the presenting issue could be different. This is monitored by the conferences chairs.

Appendix C - Detailed Performance Report - Quarter 2 2013/14

GREEN PLUS

2042SC: LAC per 10,000 population aged under 18

Owner : Roz Cordy

Polarity: Smaller is Better

Unit: Number per 10,000

CBP CYPP

	30/04/13	31/05/13	30/06/13	31/07/13	31/08/13	30/09/13	31/10/13	30/11/13	31/12/13	31/01/14	28/02/14	31/03/14
Actual			41.6			40.9						
Target			43			43			43			43
Symbol												

Latest Comments:

Comment Author: Roz Cordy - Comment Subject: Head of Service Commentary

The current performance is 40.9, the target is 43 per 10,000, therefore is over performing. In terms of actual children 570 were in the care of the Local Authority on the 30 September 2013. The target was increased this year in recognition of the increase in children being looked after both in Lincolnshire and nationally. In the main this is due to changes in legislation with regard to young people aged 16 and 17 who are homeless and children who are placed in the care of friends of family if they cannot be in the care of a parent. It is a difficult target to manage as the need to accommodate children has to met if the circumstances require it.

59

NI059P Percentage of Initial assessments for children's social care carried out < 10 working days

Owner : Jo Kavanagh

Polarity: Bigger is Better

Unit: %

CBP CYPP

	30/04/13	31/05/13	30/06/13	31/07/13	31/08/13	30/09/13	31/10/13	30/11/13	31/12/13	31/01/14	28/02/14	31/03/14
Actual			87.24			91.21						
Target			85			85			85			85
Symbol												

Latest Comments:

Comment Author: Jo Kavanagh - Comment Subject: Head of Service Commentary

This improving performance reflects the importance attached to ensuring children are assessed within timescales.

Appendix C - Detailed Performance Report - Quarter 2 2013/14

N1060 Percentage core assessments for children's social care carried out < 35 working days

Owner : Jo Kavanagh

Polarity: Bigger is Better

Unit: %

CBP CYPP

	30/04/13	31/05/13	30/06/13	31/07/13	31/08/13	30/09/13	31/10/13	30/11/13	31/12/13	31/01/14	28/02/14	31/03/14
Actual			85.67			87.3						
Target			85			85			85			85
Symbol												

Latest Comments:

Comment Author: Jo Kavanagh - Comment Subject: Head of Service Commentary

Again this improving performance reflects the importance of ensuring core assessments are completed within the required timescales.

N1062 Stability of placements of looked after children: number of moves

Owner : John Harris

Polarity: Smaller is Better

Unit: %

CBP CYPP

	30/04/13	31/05/13	30/06/13	31/07/13	31/08/13	30/09/13	31/10/13	30/11/13	31/12/13	31/01/14	28/02/14	31/03/14
Actual			0.85			2.63						
Target			8			8			8			8
Symbol												

Latest Comments:

Comment Author: John Harris - Comment Subject: Head of Service Commentary

The current figure of 2.63% is in marked contrast to the figure of 4.21% in September 2012. This would suggest that the service has been better equipped to manage the matching of children to foster carers more effectively compared with 12 months ago. However it is an indicator that can fluctuate according to the age, number and needs of children requiring placement and is as a result, liable to change. A comprehensive recruitment programme has seen an improvement in the number of foster carers recruited in the past quarter and this should afford better placement choice at the point of becoming looked after.

Appendix C - Detailed Performance Report - Quarter 2 2013/14

NI068 Percentage of referrals to children's social care going on to initial assessment

Owner : Jo Kavanagh

Polarity: Bigger is Better

Unit: %

CBP CYPP

	30/04/13	31/05/13	30/06/13	31/07/13	31/08/13	30/09/13	31/10/13	30/11/13	31/12/13	31/01/14	28/02/14	31/03/14
Actual			84.34			90.61						
Target			82			82			82			82
Symbol												

Latest Comments:

Comment Author: Jo Kavanagh - Comment Subject: Head of Service Commentary

This improving performance indicates the screening process for referrals is accurate with the majority going on to initial assessment.

PAF C23 (BV163): Adoptions of LAC

Owner : Tara Jones

Polarity: Bigger is Better

Unit: %

CBP CYPP

	30/04/13	31/05/13	30/06/13	31/07/13	31/08/13	30/09/13	31/10/13	30/11/13	31/12/13	31/01/14	28/02/14	31/03/14
Actual			3.8			10.19						
Target			3			6			9			12
Symbol												

Latest Comments:

Comment Author: Tara Jones - Comment Subject: Head of Service Commentary

Performance exceeds target for this quarter and is likely to continue to do so throughout the year. This is due to effective management of timescales for both adopters and children's assessments alongside stronger performance of matches. Performance in this area remains strong both against regional and national comparators.

Appendix C - Detailed Performance Report - Quarter 2 2013/14

BLUE CIRCLE

CS012: % of privately fostered children visited within required timescales

Owner : John Harris

Polarity: Bigger is Better

Unit: %

CBP ✓ CYPP ✓

	30/04/13	31/05/13	30/06/13	31/07/13	31/08/13	30/09/13	31/10/13	30/11/13	31/12/13	31/01/14	28/02/14	31/03/14
Actual			81.48			83.78						
Target			85			85			85			85
Symbol			◆			●			■			■

No Comment Required (on target)

PALE GREEN

CAF B79: Fostering/adoption of LAC aged 10 to <16

Owner : John Harris

Polarity: Bigger is Better

Unit: %

CBP ✓ CYPP ✓

	30/04/13	31/05/13	30/06/13	31/07/13	31/08/13	30/09/13	31/10/13	30/11/13	31/12/13	31/01/14	28/02/14	31/03/14
Actual			87.63			86.46						
Target			88			88			88			88
Symbol			●			●			■			■

No Comment Required (on target)

Appendix C - Detailed Performance Report - Quarter 2 2013/14

Meredith Teasdale

RED DIAMOND

CS052: % of CwD who participate in their short-term breaks review

Owner : Sheridan Dodsworth

Polarity: Bigger is Better

Unit: %

CBP



CYPP



	30/04/13	31/05/13	30/06/13	31/07/13	31/08/13	30/09/13	31/10/13	30/11/13	31/12/13	31/01/14	28/02/14	31/03/14
Actual			83.3			83.3						
Target			94			94			94			94
Symbol												

Latest Comments:

Comment Author: Sheridan Dodsworth - Comment Subject: Head of Service Commentary

This indicator is currently under-performing by almost 11% and remains the same as last quarter. The under-performance relates to six children who appear not to have participated in their Short Breaks' Review.

On reviewing the information for each of the six children it is confirmed that all of them did in fact participate in their Reviews but this has not been recorded accurately. This data will be corrected.

A Practice Supervisor has now been identified to make monthly checks to ensure that this data is being recorded accurately in the future. This should ensure that the report reflects the actual numbers of children participating in their Short Breaks reviews which, in reality, continues to be high and is above target.

Appendix C - Detailed Performance Report - Quarter 2 2013/14





CS077: % of open referrals to CWD (excl. OT) and Transition Teams that have a transition plan

CBP  CYPP 

Unit: %

Polarity: Bigger is Better

Owner : Sheridan Dodsworth

	30/04/13	31/05/13	30/06/13	31/07/13	31/08/13	30/09/13	31/10/13	30/11/13	31/12/13	31/01/14	28/02/14	31/03/14
Actual			92.9			88.9						
Target			97			97			97			97
Symbol												

Latest Comments:

Comment Author: Sheridan Dodsworth - Comment Subject: Head of Service Commentary

This indicator is under-performing by just over 8% in Quarter 2. On reviewing the data the under-performance relates to seven children.

These children have only recently turned 14, or will become 14 during this academic year, and therefore their Transitional Reviews have not yet taken place. The Children with Disabilities Team continues to work closely with schools to ensure that Transitional Reviews are scheduled by the schools and Transition Plans are drawn up following the review process.

At the academic year progresses the target of 97% will be met as Transitional Reviews take place and plans are identified.

Appendix C - Detailed Performance Report - Quarter 2 2013/14

GREEN PLUS





CS127: % of CWD who've had a transitional annual review

Owner : Sheridan Dodsworth

Polarity: Bigger is Better

Unit: %

CBP  CYPP 

	30/04/13	31/05/13	30/06/13	31/07/13	31/08/13	30/09/13	31/10/13	30/11/13	31/12/13	31/01/14	28/02/14	31/03/14
Actual			90.48			93.1						
Target			85			85			85			85
Symbol												

Latest Comments:

Comment Author: Sheridan Dodsworth - Comment Subject: Head of Service Commentary

This indicator is over-performing by 8.1% and is an improvement on last quarter of 2.6%. It is testament to the continued efforts of the Children with Disabilities Team who work closely with schools to ensure that children open to the team have their Annual Transitional Review.

The Transitional Review is an essential part of the planning for a young person's transition into adulthood to ensure that the appropriate needs, and services to meet those needs, have been identified well before the child moves from Children's Services. It also allows time for parents or carers to prepare for the way in which their young person will be supported once they reach adulthood. The Team recognises the significance of this period of change and makes it a priority to ensure that young people have their annual review.

99/06/65

Appendix C - Detailed Performance Report - Quarter 2 2013/14

Stuart Carlton

RED DIAMOND

CS108: % LAC (> 20 days) with a PEP

Owner : Karen Bailey

Polarity: Bigger is Better

Unit: %

CBP



CYPP



	30/04/13	31/05/13	30/06/13	31/07/13	31/08/13	30/09/13	31/10/13	30/11/13	31/12/13	31/01/14	28/02/14	31/03/14
Actual			91.18			79.08						
Target			94			94			94			94
Symbol												

Next Comments:

Comment Author: Karen Bailey - Comment Subject: Head of Service Commentary

The ePEP performance at 79.08% is significantly below target by 14.92%. This was due to a combination of two factors: schools unavailable during school holidays to complete ePEPs.

An incomplete upgrade to the ePEP system was installed by the software provider.

To improve performance business support are initiating ePEPs for social workers to bring the completion date within time and avoiding school holidays. All upgrades to the ePEP are managed through LACES and Mouchel.

Performance will be within or above target for future reports.

Data has since improved to a current standing of 87% and will be on target for next quarter.

Appendix C - Detailed Performance Report - Quarter 2 2013/14

GREEN PLUS





CS141: Children's Centres Targeted Reach Achieved

Owner : Cornelia Andrecut

Polarity: Bigger is Better

Unit:

CBP  CYP 

	30/04/13	31/05/13	30/06/13	31/07/13	31/08/13	30/09/13	31/10/13	30/11/13	31/12/13	31/01/14	28/02/14	31/03/14
Actual			69.9			78						
Target			75			75			75			75
Symbol												

Latest Comments:

Comment Author: Cornelia Andrecut - Comment Subject: Head of Service Commentary

Performance has improved since last quarter and stands at 78% (which is 3% over the target of 75%). It is expected that this will continue to improve as all locality teams actively work on improving this target and they receive support from the Children's Centres Central Team and Performance Assurance Team to ensure the information is accurately captured and reported. Localities actively work on increasing participation and engagement and ensuring that Lincolnshire families are able to access all the early childhood services they need through children's centres.

Appendix C - Detailed Performance Report - Quarter 2 2013/14





CS161: Troubled families programme - number of families worked with

Owner : Jo Kavanagh

Polarity: Bigger is Better

Unit: Number

CBP  CYPP 

	30/04/13	31/05/13	30/06/13	31/07/13	31/08/13	30/09/13	31/10/13	30/11/13	31/12/13	31/01/14	28/02/14	31/03/14
Actual			616			716						
Target			457			548			693			892
Symbol												

Latest Comments:

Comment Author: Jo Kavanagh - Comment Subject: Head of Service Commentary

This a three programme ending in March 2015. This figure indicates we have worked with almost 50% of those required which given the delays in setting up the programme and the challenges in overcoming issues to share data in order to identify families meeting the criteria represents significant progress. This will ensure we are in a strong position to meet our future targets.

Appendix C - Detailed Performance Report - Quarter 2 2013/14

BLUE CIRCLE





CS156: Number of full Duke of Edinburgh awards gained

Owner : David McWilliams

Polarity: Bigger is Better

Unit: Number

CBP  CYPP 

	30/04/13	31/05/13	30/06/13	31/07/13	31/08/13	30/09/13	31/10/13	30/11/13	31/12/13	31/01/14	28/02/14	31/03/14
Actual			162			246						
Target			250			250			250			250
Symbol												

No Comment Required (on target)





PO666 Looked after children cases which were reviewed within required timescales

Owner : David McWilliams

Polarity: Bigger is Better

Unit: %

CBP  CYPP 

	30/04/13	31/05/13	30/06/13	31/07/13	31/08/13	30/09/13	31/10/13	30/11/13	31/12/13	31/01/14	28/02/14	31/03/14
Actual			99.81			99.81						
Target			100			100			100			100
Symbol												

No Comment Required (on target)

Appendix C - Detailed Performance Report - Quarter 2 2013/14

NI067 Percentage of child protection cases which were reviewed within required timescales

Owner : David McWilliams

Polarity: Bigger is Better

Unit: %

CBP CBPP

	30/04/13	31/05/13	30/06/13	31/07/13	31/08/13	30/09/13	31/10/13	30/11/13	31/12/13	31/01/14	28/02/14	31/03/14
Actual			99			100						
Target			100			100			100			100
Symbol												
No Comment Required (on target)												

PAF C63: Participation of LAC in reviews

Owner : David McWilliams

Polarity: Bigger is Better

Unit: %

CBP CBPP

	30/04/13	31/05/13	30/06/13	31/07/13	31/08/13	30/09/13	31/10/13	30/11/13	31/12/13	31/01/14	28/02/14	31/03/14
Actual			99.7			99.76						
Target			100			100			100			100
Symbol												
No Comment Required (on target)												

Appendix C - Detailed Performance Report - Quarter 2 2013/14

Keith Batty

RED DIAMOND

CS160: Percentage of 16 to 18 year-olds whose situation is 'unknown' on Aspire

Owner : Maggie Freeman

Polarity: Smaller is Better

Unit: %

CBP ✓ CYPP ✓

	30/04/13	31/05/13	30/06/13	31/07/13	31/08/13	30/09/13	31/10/13	30/11/13	31/12/13	31/01/14	28/02/14	31/03/14
Actual												
Target			10			30			9			8
Symbol			◆			◆			■			■

Latest Comments:

Comment Author: Maggie Freeman - Comment Subject: Head of Service Commentary

There continues to be substantial numbers of young people for who we do not yet have confirmation of their destination. This information is being gathered less frequently than has previously been the case (previously weekly from colleges and now monthly). A large number of records could not be matched through the automated process for updating situations including 1861 young people who have been identified as being enrolled but do not have an Aspire record and 600 matches which were rejected by the system. Performance management have identified that it will take a month to manually update the records and therefore the careers service have offered to undertake the task in order to identify those young people who require support into education. We do anticipate that the number of unknown situations for 18 year olds will remain high until the legacy of a 12 month period where NEET 16 and 17 year olds were not being supported or tracked works through. This data lag affects a number of indicators, however an accurate position will be provided in the next report.

Appendix C - Detailed Performance Report - Quarter 2 2013/14

CS165: % of pupils in good or outstanding schools

Owner : *Tim Culpin*

Polarity: *Bigger is Better*

Unit: %

CBP CYPP

	30/04/13	31/05/13	30/06/13	31/07/13	31/08/13	30/09/13	31/10/13	30/11/13	31/12/13	31/01/14	28/02/14	31/03/14
Actual			79.1			78.36						
Target			80			80			80			80
Symbol												

Latest Comments:

Comment Author: Tim Culpin - Comment Subject: Head of Service Commentary

We continue to provide enhanced support to all maintained schools that are graded less than good by OfSTED. A protocol for monitoring the performance of academies has been put in place.

CS167: % of eligible two year-olds who are in receipt of their Early Years Entitlement

Owner : *Stephanie Douglas*

Polarity: *Bigger is Better*

Unit: %

CBP CYPP

	30/04/13	31/05/13	30/06/13	31/07/13	31/08/13	30/09/13	31/10/13	30/11/13	31/12/13	31/01/14	28/02/14	31/03/14
Actual						79.4						
Target			85			85			85			85
Symbol												

Latest Comments:

Comment Author: Steph Douglas - Comment Subject: Head of Service Commentary

From 1 September 2013, 20% of 2 year olds became eligible for funded early learning places. A child is eligible if they are looked after by the local authority or come within the criteria used to determine eligibility for free school meals. In Lincolnshire a figure of 1268 children was estimated by the DfE to be eligible and a list of children should have been made available immediately.

However, the release of the data was delayed and initially contained only 500 names. Subsequent releases of data made at termly intervals, with the next expected release in November, are expected to be more accurate. The data is also only released at family and not child level. By 30 September, 1007 (79.5%) children had been allocated places from the initial 20% eligibility criteria and an additional 658 children had been placed from the anticipated increased 40% 2014 criteria. This exceeds the target figure by 397 places in total. This puts Lincolnshire in an advantageous position, by developing and implementing strategies early in order to achieve the target to fund 40% of the most disadvantaged children by September 2014.

Appendix C - Detailed Performance Report - Quarter 2 2013/14

CS168: % of 16 year-olds participating in Learning (according to RPA)

Owner : Maggie Freeman

Polarity: Bigger is Better

Unit: %

CBP

CYPP

	30/04/13	31/05/13	30/06/13	31/07/13	31/08/13	30/09/13	31/10/13	30/11/13	31/12/13	31/01/14	28/02/14	31/03/14
Actual												
Target			87			87			87			87
Symbol												

Latest Comments:

Comment Author: Maggie Freeman - Comment Subject: Head of Service Commentary

This indicator is affected by the data lag issue with regard to transferring information from providers - an accurate position will be provided in the next report.

CS174: % Academic age 16 - Raising the Participation Age (RPA) cohort, whose situation is 'unknown'

Owner : Maggie Freeman

Polarity: Smaller is Better

Unit: %

CBP

CYPP

	30/04/13	31/05/13	30/06/13	31/07/13	31/08/13	30/09/13	31/10/13	30/11/13	31/12/13	31/01/14	28/02/14	31/03/14
Actual												
Target			3.8			15			3.5			3
Symbol												

Latest Comments:

Comment Author: Maggie Freeman - Comment Subject: Head of Service Commentary

This indicator is affected by the data lag issue with regard to transferring information from providers - an accurate position will be provided in the next report.

Appendix C - Detailed Performance Report - Quarter 2 2013/14

CS175: % Academic aged 17, whose situation is 'unknown' on Aspire

Owner : Maggie Freeman

Polarity: Smaller is Better

Unit: %

CBP

CYPP

	30/04/13	31/05/13	30/06/13	31/07/13	31/08/13	30/09/13	31/10/13	30/11/13	31/12/13	31/01/14	28/02/14	31/03/14
Actual												
Target			8			15			7.6			7
Symbol												

Latest Comments:

Comment Author: Maggie Freeman - Comment Subject: Head of Service Commentary

This indicator is affected by the data lag issue with regard to transferring information from providers - an accurate position will be provided in the next report.

CS176: % Academic aged 18, whose situation is 'unknown' on Aspire

Owner : Maggie Freeman

Polarity: Smaller is Better

Unit: %

CBP

CYPP

	30/04/13	31/05/13	30/06/13	31/07/13	31/08/13	30/09/13	31/10/13	30/11/13	31/12/13	31/01/14	28/02/14	31/03/14
Actual												
Target			19			30			18.6			18
Symbol												

Latest Comments:

Comment Author: Maggie Freeman - Comment Subject: Head of Service Commentary

This indicator is affected by the data lag issue with regard to transferring information from providers - an accurate position will be provided in the next report.

Appendix C - Detailed Performance Report - Quarter 2 2013/14

CS177: % Academic aged 16 - Raising the Participation Age - LAC Participation in learning

CBP ✓ CYP ✓

Owner : Maggie Freeman Polarity: Bigger is Better Unit: %

	30/04/13	31/05/13	30/06/13	31/07/13	31/08/13	30/09/13	31/10/13	30/11/13	31/12/13	31/01/14	28/02/14	31/03/14
Actual												
Target			84			65			86			87
Symbol			◆			◆			■			■
Latest Comments:												
Comment Author: Maggie Freeman - Comment Subject: Head of Service Commentary												
This indicator is affected by the data lag issue with regard to transferring information from providers - an accurate position will be provided in the next report.												

Appendix C - Detailed Performance Report - Quarter 2 2013/14

GREEN PLUS

CS118: % 16-19 LDD clients in EET

Owner : Maggie Freeman

Polarity: Bigger is Better

Unit: %

CBP ✓ CYP ✓

	30/04/13	31/05/13	30/06/13	31/07/13	31/08/13	30/09/13	31/10/13	30/11/13	31/12/13	31/01/14	28/02/14	31/03/14
Actual			86.7			73.32						
Target			90			70			92			94
Symbol			◆			+			■			■

Latest Comments:

Comment Author: Maggie Freeman - Comment Subject: Head of Service Commentary

Data for EET in September is unreliable due to the high number of young people for whom we are waiting confirmation of destinations through data from providers and the school census. There have been some inconsistencies in the way local authorities have identified LDD clients in the past. With the implementation of Raising of the Participation age all local authorities will be using the DfE definition i.e. young people with a statement of SEN or a Learning Disability Assessment (section 139a). This target is due to be reviewed once we have national data against which to benchmark.

Appendix C - Detailed Performance Report - Quarter 2 2013/14

BLUE CIRCLE





CS166: % of schools judged to be good or outstanding

Owner : Tim Culpin

Polarity: Bigger is Better

Unit: %

CBP ✓ CYPP ✓

	30/04/13	31/05/13	30/06/13	31/07/13	31/08/13	30/09/13	31/10/13	30/11/13	31/12/13	31/01/14	28/02/14	31/03/14
Actual			80.6			80.4						
Target			82			82			82			82
Symbol												

No Comment Required (on target)


PS172: Primary Admissions First Choice

Owner : John O'Connor

Polarity: Bigger is Better

Unit: %

CBP ✓ CYPP ✓

	30/04/13	31/05/13	30/06/13	31/07/13	31/08/13	30/09/13	31/10/13	30/11/13	31/12/13	31/01/14	28/02/14	31/03/14
Actual					92.3							
Target					92							
Symbol												

Latest Comments:

Comment Author: Richard Porter - Comment Subject: Head of Service Commentary

There are no known issues with achieving this performance at the end of the year.

Appendix C - Detailed Performance Report - Quarter 2 2013/14


CS173: Secondary Admissions First Choice

Owner : John O'Connor

Polarity: Bigger is Better

Unit: %

CBP ✓ CYP ✓

	30/04/13	31/05/13	30/06/13	31/07/13	31/08/13	30/09/13	31/10/13	30/11/13	31/12/13	31/01/14	28/02/14	31/03/14
Actual					93.91							
Target					94							
Symbol												
Latest Comments:												
Comment Author: Richard Porter - Comment Subject: Head of Service Commentary												
There are no known issues with achieving this performance at the end of the year.												

Appendix C - Detailed Performance Report - Quarter 2 2013/14

Public Health

RED DIAMOND

CS117: % 16-19 teenage mothers in EET

Owner : Marie Jarrett

Polarity: Bigger is Better

Unit: %

CBP ✓ CYPP ✓

	30/04/13	31/05/13	30/06/13	31/07/13	31/08/13	30/09/13	31/10/13	30/11/13	31/12/13	31/01/14	28/02/14	31/03/14
Actual			31.11			22.22						
Target			27			27			27			27
Symbol			+			◆			▬			▬

Latest Comments:

Comment Author: Marie Jarrett - Comment Subject: Head of Service Commentary

How post within TP team agreed, the post will be a 2 year secondment to target young parents who are NEET. The TP team has produced and distributed a pathway on how to respond to teenage pregnancy and have drafted a pathway on how to support teenage parents which is ready to be implemented when new person in post.

Appendix C - Detailed Performance Report - Quarter 2 2013/14

NIO53i Percentage of infants being breastfed at 6-8 weeks (breastfeeding prevalence)

CBP CYP

Unit: %

Polarity: Bigger is Better

Owner : LCHS

	30/04/13	31/05/13	30/06/13	31/07/13	31/08/13	30/09/13	31/10/13	30/11/13	31/12/13	31/01/14	28/02/14	31/03/14
Actual			37.1			38.2						
Target			42.4			42.4			42.4			42.4
Symbol												

Latest Comments:

Comment Author: Anita Wood at LCHS - Comment Subject: Head of Service Commentary

The 6-8 week Infant feeding data is remaining within the 38-40% of women continuing to breastfeed until 6-8 weeks. A number of areas have a higher level of sustained breastfeeding and some areas a much lower figure. Areas of deprivation have a lower incidence of breastfeeding and also will drop off from breastfeeding at a much earlier stage. LCHS have commenced a pilot with two areas of Lincoln that have been identified as having lower sustaining % and in conjunction with Homestart have developed an offer of additional support to women who may be struggling in the early days of contact with the health visiting service.

Homestart will offer some very practical advice and support to women as an addition to the Health Visitor package of care - we are hoping to show that where additional support is offered that women and babies can continue to breastfeed. If this is successful then it may be considered as part of the new infant feeding model provided by LCHS.

Increased numbers of women are also being referred to the two lactation clinics held in Boston and Lincoln run by the Infant Feeding Co-ordinators. Specialist advice is given and care to the mother and baby then handed back to the local health visiting team. Many of the issues are due to poor information and lack of support in the early days following the birth of the baby - lack of family and community support. The Infant Feeding Team and the Health Visitors are encouraging women to attend the local breastfeeding groups as the feedback from mothers who use this service is that the support available is invaluable.